

# TIMEWALKER<sup>®</sup> LASER LINE

## Fotona<sup>4D</sup><sup>®</sup>

NON-INVASIVE LASER FACELIFT



Fotona<sup>®</sup>  
choose perfection

# TIMEWALKER® Fotona4D®

**NO INJECTION, NO CHEMICALS LASER LIGHT  
FACE-LIFTING SOLUTION**

## Fotona4D®

Fotona4D FACIAL TREATMENTS LASER



# UNIQUE MODALITY COMBINATION

DEDICATED TO NON-INVASIVE  
FACELIFTING TREATMENTS

**Fotona4D**<sup>®</sup>

FACIAL REJUVENATION

## ADDITIONAL FACIAL TREATMENTS

**SmoothEye**<sup>®</sup>

PERIOCCULAR WRINKLES

**LipLase**<sup>™</sup>

LIP PLUMPING

And more

- VASCULAR
- ACNE SCARS
- FACIAL HAIR



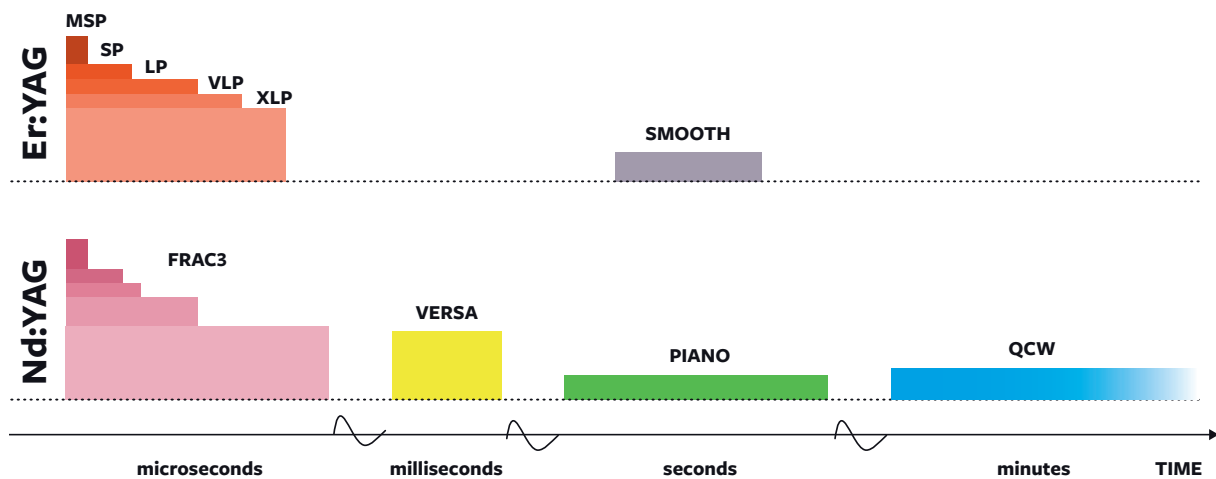
# TIMEWALKER® Fotona4D®

DESIGNED WITH THE PRACTITIONER IN MIND

## TECHNOLOGY IN ACTION

### THIRD GENERATION ASP TECHNOLOGY

- Proprietary ASP power supply provides several UNIQUE laser modalities




### MULTI-CHANNEL FEEDBACK CONTROL

- Double checking energy and regulation of each pulse for SAFE and REPRODUCIBLE treatments

### TOP-HAT BEAM PROFILE

- UNIFORM treatments
- PREDICTABLE results



## Patented OPTOflex® arm

---

- Weightless in your hand
- Perfect balance during use
- Ensures high quality laser beam

Combination of two optimal laser wavelengths  
**Er:YAG (2940 nm),  
Nd:YAG (1064 nm)**

---

- No compromises to address all skin layers

## Titanium Accessories

---

- Durable
- Light & ergonomic

## User Interface

---

- Easy-to-use
- Short learning curve with presets & adjustments

## Wireless Footswitch

---

- No tangling of electric cables



# FOTONA 4D<sup>®</sup> TREATMENT


## NATURAL LOOKING FACELIFT

- Without surgery
- Without injectibles
- Little-to-no downtime

### FOTONA4D<sup>®</sup> IS A COMPREHENSIVE APPROACH TO ADDRESS:

- deeper, medial and superficial connective structures
- collagen stimulation with unique Fotona SMOOTH<sup>®</sup> modality
- continuous improvement for up to 6 months after treatment
- an investment in skin quality
- safe, non-invasive procedure



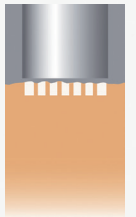


## 4 STEP PROTOCOL

### STEP 4: LIGHT PEEL

#### SupErificial modality Er:YAG


The final step in this comprehensive treatment delivers a cold, accurate and precise Er:YAG light peel, which improves the appearance of the skin, reduces superficial imperfections, and restores a youthful texture resulting in a glowing, pearl-like appearance of the skin.



### STEP 3: SKIN TIGHTENING

#### PIANO™ modality Nd:YAG


The next-generation, super-extended PIANO™ mode provides full-thickness bulk heating for safe and controlled tightening of the dermis and epidermis, while sparing the skin from unnecessary thermal damage.



### STEP 2: REJUVENATION

#### FRAC3® modality Nd:YAG


Revolutionary FRAC3® technology produces a three-dimensional fractional pattern in the epidermis and dermis, which selectively targets specific tissue chromophores for treatment of deeper, age-related skin imperfections, initiating neocollagenesis and healing without damaging the epidermis, regardless of skin type.



### STEP 1: INTRAORAL TIGHTENING

#### SMOOTHliffin™ modality Er:YAG

Utilizing patented Fotona SMOOTH® Er:YAG technology in an industry first, non-ablative, intraoral treatment, TimeWalker® is able to deliver a controlled and gentle energy which provides improvement of nasolabial folds, perioral wrinkles and sagging jowels while delivering rejuvenating facial tightening from the inside-out.



# FOTONA 4D<sup>®</sup> TREATMENT

## SUITABLE FOR

ALL SEXES



ALL SKIN TYPES

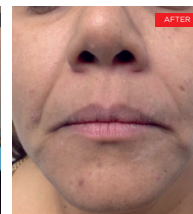
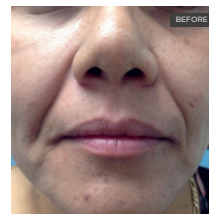
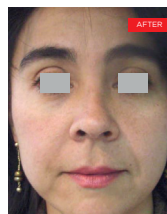
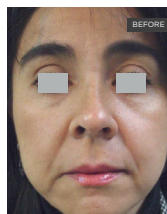


ALL AGES



ALL YEAR ROUND

## BEFORE AND AFTER PATIENT IMAGES



courtesy of Ivan Peev, M.D.

courtesy of A. Gaspar, M.D.

courtesy of A. Gaspar, M.D.



# HOW DOES IT WORK?

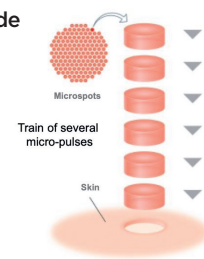
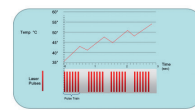
## INNOVATIVE PULSE MODES FOR HIGHEST PERFORMANCE

### Fotona SMOOTH® mode Er:YAG

Fotona SMOOTH® Mode enables non-ablative laser skin remodeling based on controlled induction of thermal injury of the collagen while preserving the epidermis. In addition to an immediate effect resulting in the shrinkage of collagen fibers, the initiation of neocollagenesis occurs causing the generation of new collagen. The effects result in an overall improvement of laxity and elasticity in the treated tissue.

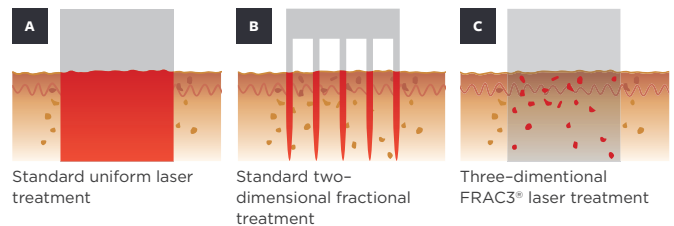
#### Fotona SMOOTH® mode

- o Burst of pulses
- o Duration of burst = 250 ms
- o Frequency up to 2 Hz
- o Thermal effect, no ablation



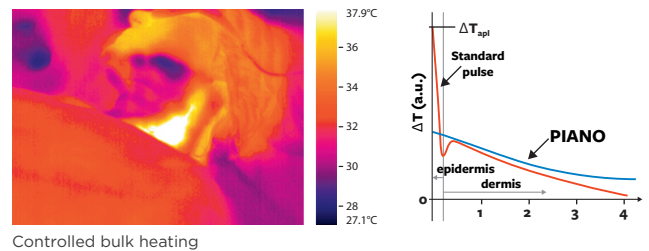
### FRAC3® mode Nd:YAG

A novel non-ablative, three-dimensional fractional modality for skin treatments. FRAC3® utilizes the short pulse duration and high peak power density of Fotona VSP™ generated Nd:YAG laser pulses to produce a three-dimensional fractional pattern in the epidermis and dermis, with damage islands that are predominantly located at the sites of targeted skin imperfections.



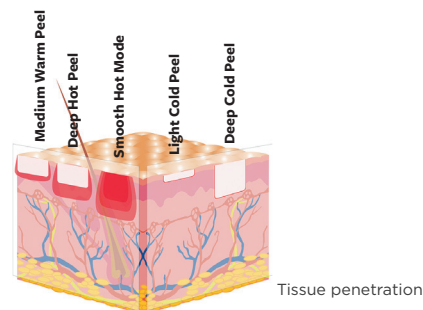
### PIANO™ mode Nd:YAG

This new, super-long modality extends the duration of Nd:YAG treatments to the seconds regime. This is much longer than the thermal relaxation time of the epidermis or any other skin structures, and does not cause high initial temperature peaks in the epidermis. It is therefore indicated for treatments where overall homogeneous, bulk heating of the dermis is desired.



### MSP mode Er:YAG

Er:YAG laser utilizes a unique wavelength that is absorbed within a few microns of tissue, thus avoiding any damage to deeper-lying tissues. VSP™ technology enables the operator to easily adjust the laser treatment modality from micro-short (MSP) to extra-long (XLP) pulses in order to precisely balance the removal of epidermis with thermal effects on collagen.



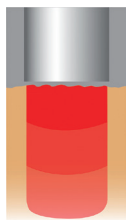
courtesy of: A. Gaspar, M. D.

courtesy of: H. Shiffman, M. D.

courtesy of: Fernandez, M. D.

## TIGHTENING OF PERIOCCULAR REGION TO REDUCE WRINKLES

- Immediate freshness and tightness
- Stimulates collagen remodeling and initiates neocollagenesis
- Little-to-no downtime
- Gentle, fast and non-invasive
- Safe and precisely controlled



### TIGHTENING

#### SMOOTH® modality Er:YAG

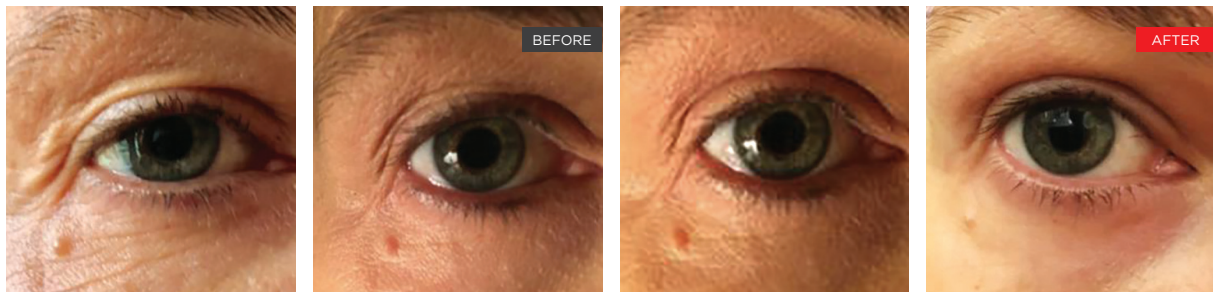
To reduce wrinkles around the eyes in a non-invasive approach, the non-ablative Er:YAG SMOOTH® mode is applied to stimulate

collagen remodeling and contraction.

The entire periorcular region is covered including regions above, below and lateral to the eye.

The therapy is very well tolerated by patients, with no discomfort described.

### BEFORE AND AFTER PATIENT IMAGES



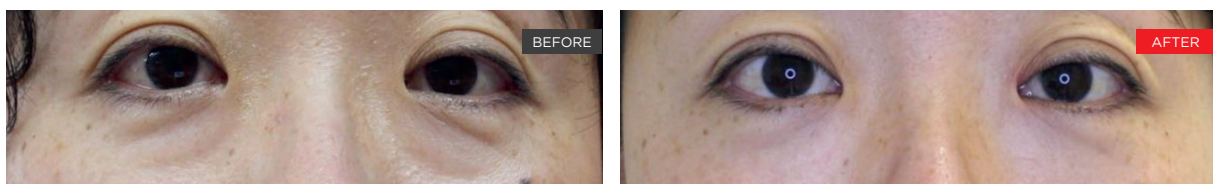
Courtesy of: Tania Phillips, M.D.



courtesy of: Jolanda Grayling



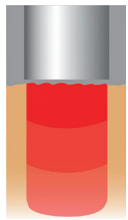
courtesy of: Pham Huu Nghi, M. D.



courtesy of: Jong-Gu Kim, M. D.

## FULLER LIPS WITHOUT INJECTABLES

- Non-invasive plumping for fuller and smoother lips
- Stimulates collagen remodeling
- Initiates new collagen synthesis
- No downtime



### PLUMPING

#### SMOOTH® modality Er:YAG

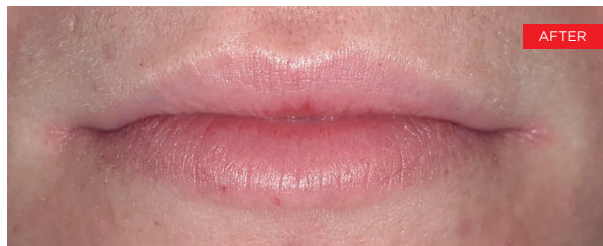
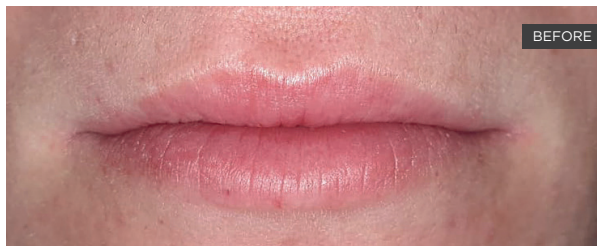
Provides an immediate response that patients will notice.

In contrast to injectable fillers, the LipLase™ treatment is non-invasive, and there is

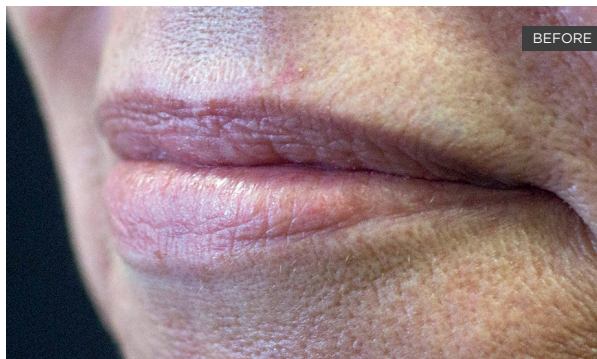
nothing artificial as patients develop their own collagen in their lips.

With several adjusted passes the characteristics of 'ideal lips' can be achieved such as fullness, volume, correct balance between the upper and lower lips and a well-defined vermilion border.

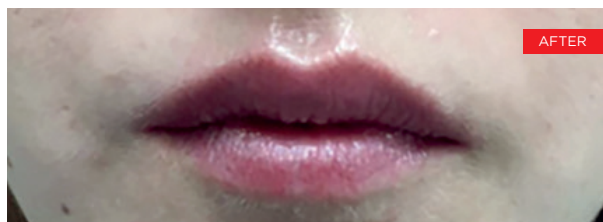
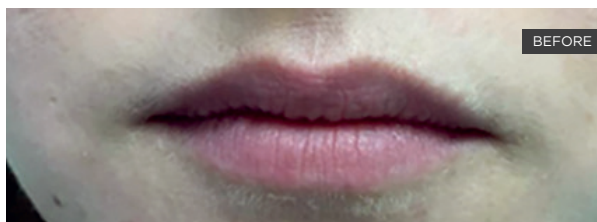
### BEFORE AND AFTER PATIENT IMAGES



courtesy of: Jolanda Grayling



courtesy of: H. Shiffman, M. D.



courtesy of: N. Teovska Mitrevska, M. D.

# TESTIMONIALS



"I have been impressed by Fotona4D's versatility and efficiency, especially for bulk heating in PIANO mode. "I can heat the skin so much more efficiently than with anything else out there. It saves me time, numbing cream and pain management". "In my experience it's proven to be one of the most efficient, least costly methods of skin tightening for me as a provider. It's about doing more for our patients and practices, and Fotona4D® enables us to accomplish these objectives."

— *Dr. Mark B. Taylor*



## MULTI-DIMENSIONAL CHOICE

"The Fotona4D® facelift gives the physician a new and powerful non-invasive therapy. With Fotona4D®, our patients now have a multi-dimensional choice of safe and effective treatment options for their aesthetic needs. Fotona4D® provides a comfortable and painless treatment that does not require consumables or downtime."

— *Adrián Gaspar, MD*



## NATURAL LOOKING RESULTS

"I love that I can provide my patients with long lasting, natural looking results. I am able to tighten, volumize and restore collagen to the face while improving skin tone and texture to restore my patients' youthful appearance without the risk of injectables and no downtime. My patients are delighted with the 'natural glow' of their new skin!"

— *Tania Phillips, MD*



"Fotona4D® face-lifting tackles problems of laxity around the mouth and jowls, which other systems or surgery will find difficult to address. This is a relatively painless procedure with no downtime."

— *Hong Tan, MD*

# WORLD CLASS SUPPORT

## LA&HA SYMPOSIUMS

- Global & Regional

## ON-LINE SUPPORT

- My Fotona
- Mobile App
- Fotona User Group

## TRAININGS

- Led by leading international laser experts
- Live demos and hands-on
- Explore all areas of medical lasers
- Great experience-sharing opportunity



THE LASER AND HEALTH ACADEMY (LA&HA) IS FOTONA'S PARTNER IN EDUCATION & CLINICAL RESEARCH ON MEDICAL LASER APPLICATIONS.



[www.laserandhealth.com](http://www.laserandhealth.com)

### THE LASER AND HEALTH ACADEMY

The Laser and Health Academy (LA&HA®) is a not-for-profit organization dedicated to the promotion of research, education and publishing in the field of laser medicine.

**RESEARCH:** LA&HA® collaborates with industry, medical professionals and universities on projects aimed at the development and improvement of laser applications.

**EDUCATION:** LA&HA® serves as a platform for continuous education, with a focus on practical instruction and the demonstration of laser techniques and procedures, delivered through a variety of workshops and seminars by experienced lecturers.

[www.laserandhealth.com/en/journal/](http://www.laserandhealth.com/en/journal/)

# TIMEWALKER™ LASER RANGE

CONFIGURATION	Er:YAG	Nd:YAG
<b>Fotona 4D</b>	12 W, 0.9 J MSP, SMOOTH	30 W, 10 J FRAC3, PIANO
<b>Fotona 4D PRO</b>	20 W, 1.5 J MSP, SP, LP, VLP, SMOOTH	30 W, 20 J FRAC3, PIANO, VERSA, LLLT

## MEDICAL GRADE TITANIUM ACCESSORIES

PS03X

R11

FS01

R33-T

R34-T

Genova



# SCIENTIFIC EVIDENCE

## Dual Tissue Regeneration: Non-Ablative Resurfacing of Soft Tissues with FotonaSmooth® Mode Er:YAG Laser

Matjaz Lukac, Adrian Gaspar, Franci Bajd  
J LA&HA - J Laser Health Acad 2018; 2018(1):01-15

## Histological Changes in Skin During the Process of Aging and Improvements Observed with the Use of Combined Laser Radiation

Natalia Shanina  
J LA&HA - J Laser Health Acad 2018; 2018(1):S09

## Correction of nasolabial folds wrinkle using intraoral non-ablative Er:YAG laser

Howyda ME, Khaled G  
Journal of Cosmetic and Laser Therapy (2018). 20:6, 364-368

## Optical coherence tomographic (OCT) evaluation of intraoral non-ablative erbium: YAG laser (SMOOTH mode) in rejuvenation of nasolabial folds; A prospective randomized split face comparative pilot study

Moftah N., Samy N., Allam R.S.H.M., El Tagy S.A.H., Abdelghani R.  
Skin Res Technol. 2019;00:1-8.

## Tightening of Facial Skin Using Intraoral 2940 nm Er:YAG SMOOTH Mode

Adrian Gaspar, Gustavo Alfaro Gasti  
J LA&HA - J Laser Health Acad 2013; 2013(2):17-20

## Intra- and Extraoral Treatment for Rejuvenation of the Nasolabial Fold and Perioral Wrinkles

Claudia M. Pidal, MD  
J LA&HA - J Laser Health Acad 2012, 2012(1), B20

## New Rejuvenation of the Lips with Erbium:YAG and Nd:YAG laser

Natasa Teovska Mitrevska  
J LA&HA - J Laser Health Acad 2018; 2018(1):S10

## Minimally Invasive Skin Rejuvenation With Erbium: YAG Laser Used in Thermal Mode

Karin Kunzi-Rapp, Christine C. Dierickx, Bernard Cambier, and Michael Drosner  
Lasers in Surgery and Medicine 38:899-907 (2006)

## Reduction of the Volume and Wrinkles under the Eyes using Non-Ablative 2940 nm Er:YAG Laser on the Lower Eyelid Palpebral Conjunctiva

Kim Jong-Gu, Anže Zorman  
J LA&HA - J Laser Health Acad 2018; 2018(1):36-38

## Photo-Thermal Hormetic Rejuvenation with 1064 nm Nd:YAG PIANO Pulse Laser

Leonardo Marini, Andreas Alexiou  
J LA&HA - J Laser Health Acad 2012; 2012(1):75-79

## The effect of intraoral 2,940nm nonablative Erbium:YAG laser on the rejuvenation of the upper lip: a pilot study

Natacha Quezada Gaón, Fernanda Binfa  
Surg Cosmet Dermatol 2017;9(1):56-8

## Evaluation of effectiveness of erbium:yttrium-aluminum-garnet laser on atrophic facial acne scars with 22-MHz digital ultrasonography in a Turkish population

Burhan ENGI'N, Zekayi KUTLUBAY, Özgür KARAKUS, , Gu'lrkan YARDIMCI, Zafer DOG'AN, Yalc,ın TU'ZU'N, Server SERDAROG'LU  
The Journal of Dermatology 2012; 39: 982-988

## Non-Surgical Periorbital Rejuvenation - A Holistic Approach

Lucas LC Chia  
J LA&HA - J Laser Health Acad 2018; 2018(1):S11

## Effect of pulse width of a variable square pulse (VSP) erbium:YAG laser on the treatment outcome of periorbital wrinkles in Asians

Woraphong Manuskiatti, Sujittra Siriphukpong, Supenya Varothai, Rungsima Wanitphakdeedecha, and Richard E. Fitzpatrick  
International Journal of Dermatology 2010, 49, 200-206

## SmoothEye - Periocular Rejuvenation with Er:YAG SMOOTH Mode

Dr. Tania Phillips  
J LA&HA - J Laser Health Acad 2018; 2018(1):CB05

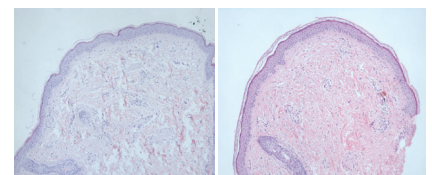
## Collagen synthesis after laser skin resurfacing of the periocular skin

Matej Beltram, Marko Živin, Brigita Drnovšek-Olup  
Zdrav Vestn Supl, 2010, 79, 111 -116

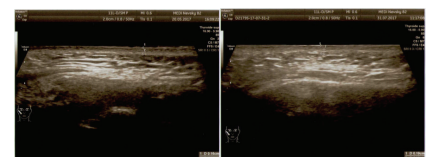
## EXAMPLE:

### N. SHANINA, HISTOLOGICAL CHANGES OF SKIN DURING THE PROCESS OF AGING - CORRECTION WITH THE USE OF Fotona4D

- 80 patients
- Ultrasound shows a significant increase in skin thickness
- Histology shows
  - increase in the density of connective tissue
  - thickness of the epidermis
  - new blood vessels



Analysis of the morphological patterns: Before (A) and after (B) treatment: increased connective tissue density, increased eosinophilic connective tissue (hematoxylin / eosin).



High-frequency ultrasound images: preliminary result before the laser correction course / after a course of laser correction.

Committed to Engineering

## THE HIGHEST PERFORMANCE, BEST MADE LASER SYSTEMS IN THE WORLD

since 1964

Founded in 1964, only four years after the invention of the very first laser, Fotona is one of the most experienced developers of high-technology laser systems. Fotona today is a world-leading medical laser company recognized for its innovative, award-winning laser systems for applications in aesthetics & dermatology, dentistry, surgery and gynecology. Based in the EU, US and China, Fotona's business philosophy is to continuously choose perfection to ensure the maximum performance and efficacy of its medical devices.

Fotona, LLC  
2307 Springlake Road  
#518  
Dallas, TX 75234  
USA

Fotona, d. o. o.  
Stegne 7  
1000 Ljubljana  
Slovenia  
EU

Fotona GmbH  
Hohlbachweg 2  
73344 Gruibingen,  
Germany  
EU

Fotona Beauty Light, (Suzhou)  
Medical Devices Co, Ltd.  
No 2, Zengfu Road, Guli Town  
Changshu City, Jiangsu Province  
CHINA, 215515



[www.fotona.com](http://www.fotona.com)



CE  
0123

M021-5AF/1  
M002-6A/2

For related patents see: [www.fotona.com/patents](http://www.fotona.com/patents)

**Fotona**  
choose perfection