

# StarWalker® PQX

The Ultra Performance Pico Laser System

Discover Ultimate  
Pico Power



New Revolutionary  
**Adaptive Structured Pulse**  
Technology

**Fotona**  
choose perfection



Tired of freckles?





# StarWalker® PQX

Third-generation ASP-powered technology for ultra performance:

- Highest pico power & energy
- Shortest pico pulse width
- Wide range of laser wavelengths
- Exceptional spot size capabilities
- Largest fluence spectrum for flat-top handpieces
- Patented FracTAT® treatments for scars, pigments and rejuvenation
- Smallest footprint
- No consumables



**Highest** power  
**Shortest** pico pulse  
**Highest** energy

# StarWalker® PQX

## Key Features:

- Enhanced safety with automatic handpiece and spot-size detection
- User-friendly application wizards for recommended parameters
- Integrated treatment history and patient database
- Patented light-weight OPTOflex® arm
- Color-coded, medical-grade titanium handpieces



## StarWalker® PQX specifications

Wavelength*	1064 nm; 532 nm
Max. Energy	800 mJ
Min. Pulse duration	300 psec
Max. Peak Power	2.7 GW
Pulse repetition frequency	0.5 to 10 Hz

\* Additional wavelengths coming soon: 585 nm, 650 nm, 785 nm



StarWalkerPQX



New Revolutionary  
Adaptive Structured Pulse  
Technology

Fotona

Next  
generation  
**Pico**  
technology

Fotona  
choose perfection



Duo High



6.8

J/cm<sup>2</sup>

6.0



21.6

Hz

5.0



0

10

mm

3.0



0

3



# StarWalker® PQX Indications

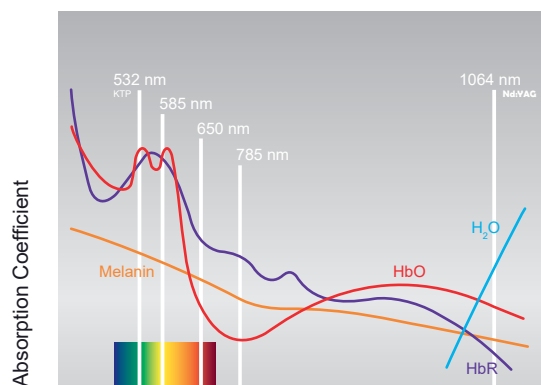
- Pigmentation disorders
- Rejuvenation
- Toning
- Scars
- Black and colored tattoos



*Pico pulses instantly shatter the targeted pigments, enabling their natural elimination by the body.*

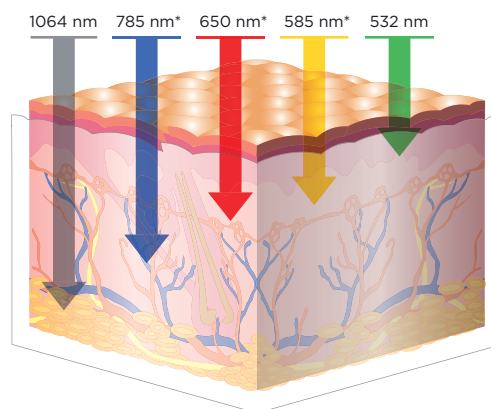
## Optimal Laser Wavelengths

StarWalker® PQX delivers a full range of laser wavelengths to cover the complete absorption spectrum of melanin, oxyhemoglobin and water.



Wavelength

*StarWalker's wavelengths are located at appropriate skin absorption peaks and minimums.*



\* Additional wavelengths coming soon: 585 nm, 650 nm, 785 nm

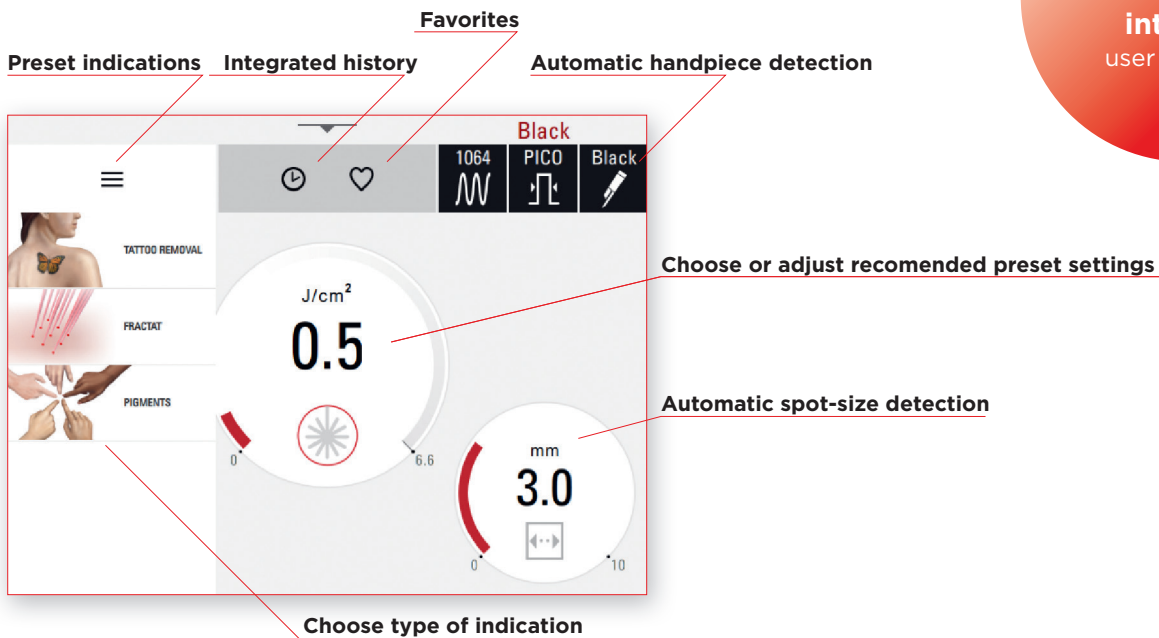
*Wavelengths for treating structures at different skin depths.*



# Advanced Technology Made Simple

- Advanced and intuitive user interface
- User-friendly application wizard with preset treatment parameters
- Integrated history of past treatments
- Integrated patient database
- Suitable for first time users and advanced practitioners

**Easy-to-use**  
and  
**intuitive**  
user interface



### Integrated treatment history

11:49

pon., 20. jan. 2020

25

Q

today	11:42:59	1064	PICO	Black	0.8 J/cm <sup>2</sup>	1.5 Hz	3.0 mm	>	3 pls
John									
today	11:44:05	1064	PICO	BF9	0.9 mJ/px	1.5 Hz	9x9/9 px/mm	>	4 pls
Janice									
today	11:45:56	1064	PICO	Black	2.2 J/cm <sup>2</sup>	2.0 Hz	3.0 mm	>	9 pls
Sarah									
today	11:47:36	1064	PICO	Black	1.4 J/cm <sup>2</sup>	1.0 Hz	4.0 mm	>	10 pls
today	11:48:18	1064	PICO	Black	0.7 J/cm <sup>2</sup>	1.5 Hz	8.0 mm	>	15 pls
Michael									
today	11:49:26	1064	PICO	BF9	1.5 mJ/px	1.0 Hz	9x9/9 px/mm	>	10 pls

### Integrated patient database

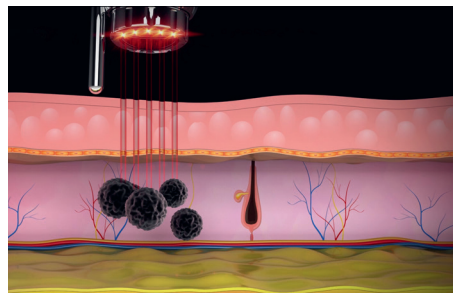


# FracTAT<sup>®</sup>

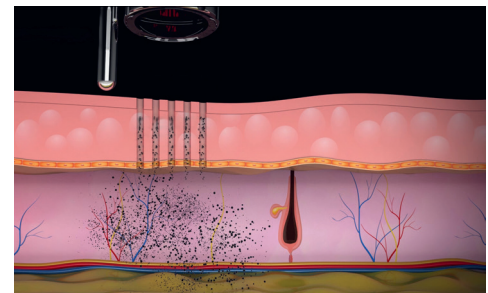
## Patented ablative fractional treatments



- Fewer treatments needed
- Shorter treatment time
- Quicker healing
- Enhanced generation of photoacoustic shockwaves
- Reduced frosting and pressure on surrounding tissue
- Direct pigment removal via ablation
- Better and quicker healing of fractionated skin

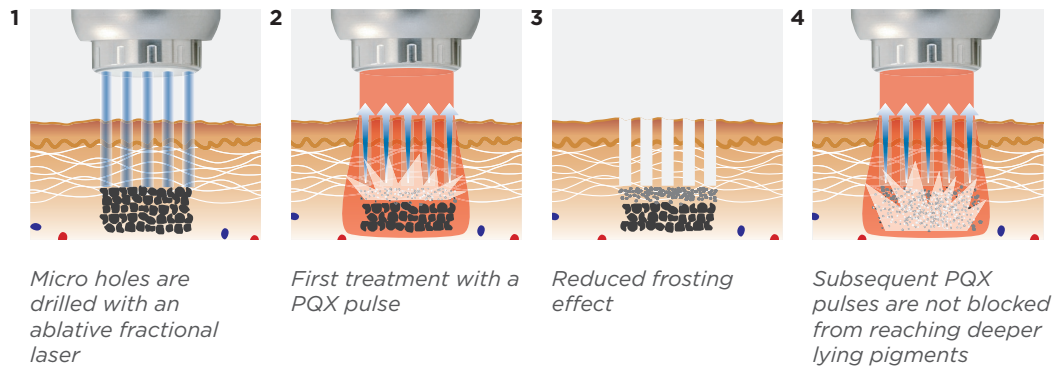


*Treatment with a FracTAT<sup>®</sup> PDX pulse*



*Removal of a pigment via ablation*

### FracTAT<sup>®</sup> treatment



**Enhanced**  
generation of  
photoacoustic  
shockwaves

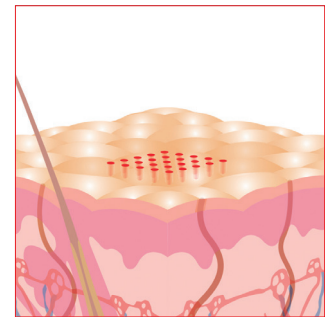
When the patented Fotona FracTAT<sup>®</sup> procedure is performed, micro holes are first drilled into the skin using a fractional ablative laser handpiece. The fractional micro holes act as pressure relief ducts through which gasses can escape without building up excessive pressure.



## Non-ablative and ablative fractional treatments for:

- Rejuvenation
- Scars
- Pigments
- Tattoos

- Fractional microscopic lesions are formed within tissues as a result of micro cavitations and plasma formation.
- Micro wounds are rapidly healed by the intact surrounding tissue, leaving the skin refreshed, more elastic and with fewer visible wrinkles and scars.





# Excellence in Your Hands

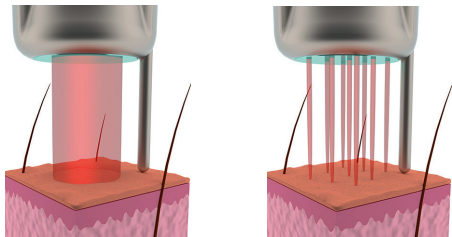


All the applications you need,  
with a complete line of advanced,  
easy-to-use handpieces

**Full-beam**  
and **fractional**  
medical-grade  
**Titanium**  
handpieces

handpiece	wavelength	spotsize	spot shape
Black & Green	Nd:YAG, KTP	3x3 to 10x10 mm	square
DuoDot & DuoHigh	Nd:YAG, KTP	1 - 3 mm	circle
Black F9	Nd:YAG	9x9 mm	fractional, 81 pixels
Black F5	Nd:YAG	5x5 mm	fractional, 25 pixels
Green F5	KTP	5x5 mm	fractional, 25 pixels

## Full-beam and fractional handpieces



Full-beam

Fractional beam

StarWalker's full-beam and fractional handpiece technology enables physicians to provide advanced solutions for a broad range of treatments. Fractional handpieces harness a powerful photomechanical effect into tightly focused arrays with high concentrations of energy, while the surrounding tissue remains unaffected by the laser light.





## WORLD CLASS TRAINING

---



- Led by leading international laser experts
- Live demos and hands-on
- Explore all areas of medical lasers
- Great experience-sharing opportunity

To get the most out of your StarWalker® PQX system, our practitioner workshops, coorganized with the Laser and Health Academy, provide hands-on demonstrations of our lasers from international clinical experts. Fotona also works closely with other leading educational authorities in the field of medical lasers to offer additional high-level training opportunities to help you on your path to becoming a top laser specialist.



[www.laserandhealth.com](http://www.laserandhealth.com)

### THE LASER AND HEALTH ACADEMY

The Laser and Health Academy (LA&HA®) is a not-for-profit organization dedicated to the promotion of research, education and publishing in the field of laser medicine.

**RESEARCH:** LA&HA® collaborates with industry, medical professionals and universities on projects aimed at the development and improvement of laser applications.

### EDUCATION: LA&HA

serves as a platform for continuous education, with a focus on practical instruction and the demonstration of laser techniques and procedures, delivered through a variety of workshops and seminars by experienced lecturers.

[www.laserandhealth.com/en/journal/](http://www.laserandhealth.com/en/journal/)

Committed to Engineering  
The Highest Performance, Best Made Laser Systems in the World  
*since 1964*

Fotona, d. o. o.  
Stegne 7  
1000 Ljubljana  
Slovenia  
EU

Fotona, LLC  
2307 Springlake Road  
#518  
Dallas, TX 75234  
USA

Fotona GmbH  
Hohlbachweg 2  
73344 Gruibingen,  
Germany  
EU

Fotona Beauty Light, (Suzhou)  
Medical Devices Co, Ltd.  
No 2, Zengfu Road, Guli Town  
Changshu City, Jiangsu Province  
CHINA, 215515



Founded in 1964, only four years after the invention of the very first laser, Fotona is one of the most experienced developers of high-technology laser systems. Fotona today is a world-leading medical laser company recognized for its innovative, award-winning laser systems for applications in aesthetics & dermatology, dentistry, surgery and gynecology. Based in the EU, US and China, Fotona's business philosophy is to continuously choose perfection to ensure the maximum performance and efficacy of its medical devices.

[www.fotona.com](http://www.fotona.com)

CE  
0123



For related patents see: [www.fotona.com/patents](http://www.fotona.com/patents)